

What did you especially like about this course?

Selin is a great T.A.
-I liked the way that she personally went out of her way to make sure everyone of the students understood the material being taught

What suggestions would you make to improve this course?

Allow more time for explaining the log and chapter

What did you especially like about this course?

-the helpful explanations in class.

What suggestions would you make to improve this course?

N/A

What did you especially like about this course?

Selin always made sure you understood her lecture and went at a good pace.

What suggestions would you make to improve this course?

What did you especially like about this course?

The idea that the teacher thought outside of class.

What suggestions would you make to improve this course?

N/A

What did you especially like about this course?

Selin is understanding and offered a lot of help outside of class.

What suggestions would you make to improve this course?

KALAYCIOGLU SELIM	051	MATH 110 409 LEC	28633-01	75
What did you especially like about this course?		What suggestions would you make to improve this course?		
Great teacher				

Office of Instructional Assessment • MLK 200 • Tucson, Arizona 85721 • (520) 621-9383 • iaa@u.arizona.edu • <http://iaa.u.arizona.edu>

KALAYCIOGLU SELIM	051	MATH 110 008 LEC	28633-01	75
What did you especially like about this course?		What suggestions would you make to improve this course?		
Selim was very helpful and understanding. I really like her as a teacher. She is awesome!				

Office of Instructional Assessment • MLK 200 • Tucson, Arizona 85721 • (520) 621-9383 • iaa@u.arizona.edu • <http://iaa.u.arizona.edu>

KALAYCIOGLU S	034	MATH 110 053	28957-01	75
What did you especially like about this course?		What suggestions would you make to improve this course?		
Instructor tried hard to work w/ everyone!		have the work book available online, or not at all. It's not useful.		

Assessment and Enrollment Research • MLK 200 • Tucson, Arizona 85721 • (520) 621-9383 • iaa@u.arizona.edu • <http://iaa.u.arizona.edu>

KALAYCIOGLU S	034	MATH 110 053	28957-01	75
What did you especially like about this course?		What suggestions would you make to improve this course?		
That I learned alot and that it was really really hard.		More Homework.		

Assessment and Enrollment Research • MLK 200 • Tucson, Arizona 85721 • (520) 621-9383 • iaa@u.arizona.edu • <http://iaa.u.arizona.edu>

What did you especially like about this course?
You are a great teacher!

What suggestions would you make to improve this course?

PLEASE WRITE ANY ADDITIONAL COMMENTS BELOW.

Selin is hands down the best Math teacher I have ever had. She is very compassionate and understanding.

What did you especially like about this course?
The teacher was very devoted to helping the student's learn + understand info.

What suggestions would you make to improve this course?

What did you especially like about this course?
Selin was Amazing!

What suggestions would you make to improve this course?

PLEASE WRITE ANY ADDITIONAL COMMENTS BELOW.

This is the best evaluation I have ever written for an instructor. Normally, I would not rate instructors with such exceptional marks. This class and instructor are Excellent!

KALAYCIOGLU SELIN	070	MATH 110-031 LEC	22675-00	117
What did you especially like about this course?		What suggestions would you make to improve this course?		
you have helped me understand "this or that" better than previous teachers! Thank you!				

KALAYCIOGLU SELIN	070	MATH 110-031 LEC	22675-00	117
What did you especially like about this course?		What suggestions would you make to improve this course?		
the course is very difficult, this was my 3 rd time taking it. This instructor was the best instructor I have had throughout my entire time at the U of A.		more contributing positive other than test scores		

Office of Institutional Research and Evaluation • MLK 200 • Tucson, AZ 85721 • (520) 621-9585 • oir@u.arizona.edu • <http://oir.arizona.edu>

KALAYCIOGLU SELIN	070	MATH 110-031 LEC	22675-00	117
What did you especially like about this course?		What suggestions would you make to improve this course?		
Our professor was very patient and thoroughly explained everything & very well.		offer extra credit, meaning put it in the syllabus so numbers are allowed to offer it.		

Office of Institutional Research and Evaluation • MLK 200 • Tucson, AZ 85721 • (520) 621-9585 • oir@u.arizona.edu • <http://oir.arizona.edu>

KALAYCIOGLU S	041	MATH 110-020	26207-01	75
What did you especially like about this course?		What suggestions would you make to improve this course?		
How understanding Selin is and how willing she is to meet with her students outside of class.				

Office of Institutional Assessment • MLK 200 • Tucson, Arizona 85721 • (520) 621-9585 • oiar@u.arizona.edu • <http://oiar.arizona.edu>

PLEASE WRITE ANY ADDITIONAL COMMENTS BELOW.

great class, thanks for all
your help - me at the best!

KALAYCIOGLU, SELIN	070	MATH 110-031 LEC	23575-00	117
What did you especially like about this course?		What suggestions would you make to improve this course?		
She made sure you know the information and gave a lot of her time		No so tricky questions on tests be able to cover the course		

Office of Institutional Research and Evaluation • MLK 200 • Tucson, AZ 85721 • (520) 621-9585 • oei@u.arizona.edu • <http://oei.arizona.edu>

KALAYCIOGLU, SELIN	070	MATH 110-031 LEC	23575-00	117
What did you especially like about this course?		What suggestions would you make to improve this course?		
The the way the class was taught				

Office of Institutional Research and Evaluation • MLK 200 • Tucson, AZ 85721 • (520) 621-9585 • oei@u.arizona.edu • <http://oei.arizona.edu>

KALAYCIOGLU, SELIN	070	MATH 110-031 LEC	23575-00	117
What did you especially like about this course?		What suggestions would you make to improve this course?		
I liked that she focused on how to be able to answer questions like they are worried on tests, one of the best math teachers I've had				

Office of Institutional Research and Evaluation • MLK 200 • Tucson, AZ 85721 • (520) 621-9585 • oei@u.arizona.edu • <http://oei.arizona.edu>

KALAYCIOGLU, SELIN	070	MATH 110-031 LEC	23575-00	117
What did you especially like about this course?		What suggestions would you make to improve this course?		
Selin was a great teacher she made sure everyone understood what she was teaching. She was even better than my other MATHING teacher.				

Office of Institutional Research and Evaluation • MLK 200 • Tucson, AZ 85721 • (520) 621-9585 • oei@u.arizona.edu • <http://oei.arizona.edu>

KALAYCIOGLU, SELIN	070	MATH 110-031 LEC	23575-00	117
What did you especially like about this course?		What suggestions would you make to improve this course?		
Thank you for your patience.				

KALAYCIOGLU SELIN 074

What did you especially like about this course?

I enjoyed that the assignments was fun and relaxed.

MATH 129-015 LEC 30383-01 75

What suggestions would you make to improve this course?

Office of Instructional Research and Evaluation • MTR 200 • Tucson, AZ 85724 • 520/291-5561 • ace@tucson.edu • <http://ir.azstate.edu>

KALAYCIOGLU SELIN 074

What did you especially like about this course?

The constant care for the students to succeed by the making new strategies and giving advice and help.

MATH 129-015 LEC 30383-01 75

What suggestions would you make to improve this course?

KALAYCIOGLU SELIN 074

What did you especially like about this course?

INSTRUCTOR WAS ABLE TO MAKE APP. OUTSIDE OF THE CLASS ROOM

MATH 129-015 LEC 30383-01 75

What suggestions would you make to improve this course?

KALAYCIOGLU SELIN 074

What did you especially like about this course?

The way class was held whether or not we could understand the work we were experienced due dates when the papers found new things

MATH 129-015 LEC 30383-01 75

What suggestions would you make to improve this course?

Office of Instructional Research and Evaluation • MTR 200 • Tucson, AZ 85724 • 520/291-5561 • ace@tucson.edu • <http://ir.azstate.edu>

KALAYCIOGLU SELIN 074

What did you especially like about this course?

The instructor was nice and the homework was helpful

MATH 129-015 LEC 30383-01 75

What suggestions would you make to improve this course?

Make webassign easier to deal with.

KALAYCIOGLU, SELIN 054
What did you especially like about this course?

Good teacher

Fun, respectful, businesslike

Very knowledgeable

MATH 120R-008 LEC 28265-01 75
What suggestions would you make to improve this course?

Office of Institutional Research and Evaluation • MLK 200 • Tucson, AZ 85721 • (520) 621-9585 • oe@arizona.edu • <http://ir.arizona.edu>

KALAYCIOGLU, SELIN 054
What did you especially like about this course?

Selin was really helpful in answering questions and always offering extra help. She was really nice & I enjoyed her.

MATH 120R-008 LEC 28265-01 75
What suggestions would you make to improve this course?

I didn't like the lab section that we had to do.

KALAYCIOGLU, SELIN 054
What did you especially like about this course?

TA took time to expound on stuff.

MATH 120R-008 LEC 28265-01 75
What suggestions would you make to improve this course?

no idea

Office of Institutional Research and Evaluation • MLK 200 • Tucson, AZ 85721 • (520) 621-9585 • oe@arizona.edu • <http://ir.arizona.edu>

KALAYCIOGLU, SELIN 054
What did you especially like about this course?

SELIN IS AN EXCELLENT TEACHER AND REALLY WANTS TO MAKE SURE EVERYONE UNDERSTANDS THE MATERIAL.

MATH 120R-008 LEC 28265-01 75
What suggestions would you make to improve this course?

DIDN'T LIKE THE LAB SECTION FEEL TIME COULD BE SPENT IN A MORE USEFUL MANNER.

Office of Institutional Research and Evaluation • MLK 200 • Tucson, AZ 85721 • (520) 621-9585 • oe@arizona.edu • <http://ir.arizona.edu>

KALAYCIOGLU, SELIN	071	MATH 215-005 LEC	28629-01	75
What did you especially like about this course?		What suggestions would you make to improve this course?		
<p>TEACHER WAS VERY ACCOMMODATING, VERY NICE, VERY FAIR</p>				

KALAYCIOGLU, SELIN	071	MATH 215-005 LEC	28629-01	75
What did you especially like about this course?		What suggestions would you make to improve this course?		
<p>Selin always makes sure that you understand and if you don't she will explain it another way. She will always make time for you even when they are not her class hours.</p>				
Office of Institutional Research and Evaluation • MLK 200 • Tucson, AZ 85721 • (520) 621-9585 • oeir@u.arizona.edu • http://oeir.arizona.edu				

KALAYCIOGLU, SELIN	071	MATH 215-005 LEC	28629-01	75
What did you especially like about this course?		What suggestions would you make to improve this course?		
<p>Selin was always available & willing to help. Thanks!</p>				
Office of Institutional Research and Evaluation • MLK 200 • Tucson, AZ 85721 • (520) 621-9585 • oeir@u.arizona.edu • http://oeir.arizona.edu				

KALAYCIOGLU, SELIN	071	MATH 215-005 LEC	28629-01	75
What did you especially like about this course?		What suggestions would you make to improve this course?		
<p>Really take her time gains over material 7ent-challenging but fair</p>		<p>INSTEAD OF HW HW PROBLEMS, D.Y.I. CULT</p> <p>$254 + 215 \Rightarrow 711$ MIN GIVE SELIN!</p>		
Office of Institutional Research and Evaluation • MLK 200 • Tucson, AZ 85721 • (520) 621-9585 • oeir@u.arizona.edu • http://oeir.arizona.edu				

KALAYCIOGLU, SELIN	071	MATH 215-005 LEC	28629-01	75
What did you especially like about this course?		What suggestions would you make to improve this course?		
		<p>One of the hardest courses, be sure to make study guides like Selin did to assist students.</p>		

KALAYCIOGLU, SELIN

064

MATH 264-003 DIS

29275-10

75

What did you especially like about this discussion section?

What suggestions would you make to improve this discussion section?

Instructor was very informed and brought material very effectively.

Office of Instructional Assessment • MLK Bldg • Tucson, Arizona 85721 • (520) 621-9585 • ia@u.arizona.edu • <http://er.arizona.edu>

064

MATH 264-003 DIS

29275-10

75

KALAYCIOGLU, SELIN

What did you especially like about this discussion section?

What suggestions would you make to improve this discussion section?

Very helpful to reinforce course concepts. Problems very always explained thoroughly.

Office of Instructional Assessment • MLK Bldg • Tucson, Arizona 85721 • (520) 621-9585 • ia@u.arizona.edu • <http://er.arizona.edu>

064

MATH 264-003 DIS

29275-10

75

KALAYCIOGLU, SELIN

What did you especially like about this discussion section?

What suggestions would you make to improve this discussion section?

Very good job of clarifying all the things we don't do.

PLEASE WRITE ANY ADDITIONAL COMMENTS BELOW.

Selin is a great TA... best math TA I've had yet, and I take a lot of math.

KALAYCIOGLU, SELIN

064

MATH 264-003 DIS

29275-10

75

What did you especially like about this discussion section?

What suggestions would you make to improve this discussion section?

Selin did a very good job explaining confusing concepts learned in lectures.

KALAYCIOGLU SELIN

064

MATH 254-008 DIS

29221-10

75

What did you especially like about this discussion section?

What suggestions would you make to improve this discussion section?

It was very specific to the way abels to solve
the problem gives a better way to make
the problem more clear to go into patterns
that were helpful to solving in general
I was helped and interested in the
time to solve the problem. Selin was very
helpful!

get rid of the question, just use
a question and answer session

KALAYCIOGLU SELIN

064

MATH 254-006 DIS

29281-10

74

What did you especially like about this discussion section?

What suggestions would you make to improve this discussion section?

Selin was helpful in explaining things

Office of Institutional Assessment • MLK 200 • Tucson, Arizona 85721 • (520) 621-9585 • oa@u.arizona.edu • <http://iaa.arizona.edu>

KALAYCIOGLU SELIN

064

MATH 254-006 DIS

29281-10

75

What did you especially like about this discussion section?

What suggestions would you make to improve this discussion section?

Selin is awesome and
really helpful
she should teach the
whole course

KALAYCIOGLU SELIN

064

MATH 254-003 DIS

29275-10

75

What did you especially like about this discussion section?

What suggestions would you make to improve this discussion section?

It was really helpful, Selin
cleared up anything
confusing about the class,
it made the material seem
really easy

None, it was great

Office of Institutional Assessment • MLK 200 • Tucson, Arizona 85721 • (520) 621-9585 • oa@u.arizona.edu • <http://iaa.arizona.edu>

KALAYCIOGLU SELIN

064

MATH 254-003 DIS

29275-10

75

What did you especially like about this discussion section?

What suggestions would you make to improve this discussion section?

one of the best TAs I've
had, very welcoming and
interested in my learning

None, she does a great job

KALAYCIOGLU, SELIN	054	MATH 254-002 DIS	28273-10	75
What did you especially like about this discussion section?		What suggestions would you make to improve this discussion section?		
<p>she was very knowledgeable and seemed to understand the theory/proofs behind our mistakes and was very quick to impart understanding of the problem to us.</p>		<p>None. She is extraordinary.</p>		

Office of Instructional Research and Evaluation • MLK 200 • Tucson, Arizona 85721 • (520) 621-9585 • aee@u.arizona.edu • <http://iia.arizona.edu>

KALAYCIOGLU, SELIN	054	MATH 254-002 DIS	28273-10	75
What did you especially like about this discussion section?		What suggestions would you make to improve this discussion section?		
<p>Taught me almost all the material, when compared to lecture. Always does great examples.</p>				

PLEASE WRITE ANY ADDITIONAL COMMENTS BELOW.

OUTSTANDING AT TEACHING THIS COURSE!

KALAYCIOGLU, SELIN	064	MATH 254-006 DIS	28283-10	75
What did you especially like about this discussion section?		What suggestions would you make to improve this discussion section?		

Office of Instructional Assessment • MLK 200 • Tucson, Arizona 85721 • (520) 621-9585 • aee@u.arizona.edu • <http://iia.arizona.edu>

KALAYCIOGLU, SELIN	054	MATH 254-006 DIS	28283-10	75
What did you especially like about this discussion section?		What suggestions would you make to improve this discussion section?		
<p>Selin was very nice, she is very smart and gave the section the best ideas to work problems than the professor did not. She answered emails promptly and made time to work 1 on 1 with me.</p>		<p>Nothing I can think of.</p>		

Office of Institutional Research and Evaluation • MLK 200 • Tucson, AZ 85721 • (520) 621-9335 • arizona.edu • info@oira.arizona.edu

KALAYCIOGLU, SELIN 061 MATH 254-007 DIS 29273-02 75

What did you especially like about this course?

She was always very helpful and good at explaining things and making them useful. I hope she has had a teacher or TA sign something

What suggestions would you make to improve this course?

Office of Institutional Research and Evaluation • MLK 200 • Tucson, AZ 85721 • (520) 621-9335 • arizona.edu • info@oira.arizona.edu

KALAYCIOGLU, SELIN 061 MATH 254-007 DIS 29273-02 75

What did you especially like about this course?

Selin is by far the best math TA ever! She made up for the horrible lectures, her weekly discussions would be very best plus great book & good examples

What suggestions would you make to improve this course?

Get a new professor for the Tues Finis lectures.

Office of Institutional Research and Evaluation • MLK 200 • Tucson, AZ 85721 • (520) 621-9335 • arizona.edu • info@oira.arizona.edu

KALAYCIOGLU, SELIN 064 MATH 254-002 DIS 29273-10 75

What did you especially like about this discussion section?

I felt the material was explained better in discussion than it was in class - very clear and to the point.

What suggestions would you make to improve this discussion section?

Office of Institutional Research and Evaluation • MLK 200 • Tucson, Arizona 85721 • (520) 621-9335 • arizona.edu • info@oira.arizona.edu

KALAYCIOGLU, SELIN 064 MATH 254-002 DIS 29273-10 75

What did you especially like about this discussion section?

I understood the way she taught so much better than the professor. She was always thorough with explanations

What suggestions would you make to improve this discussion section?

Office of Institutional Research and Evaluation • MLK 200 • Tucson, Arizona 85721 • (520) 621-9335 • arizona.edu • info@oira.arizona.edu

KALAYCIOGLU, SELIN 064 MATH 254-002 DIS 29273-10 75

What did you especially like about this discussion section?

She teaches better than the professor. I never miss her class

What suggestions would you make to improve this discussion section?

No suggestions. It's really good.

KALAYCIOGLU, SELIN	061	MATH 254-003 DIS	28055-02	75
What did you especially like about this course?		What suggestions would you make to improve this course?		
Selin was one of the best teachers I've had, she made this course easy.				

Office of Instructional Research and Evaluation • MLK 200 • Tucson, AZ 85721 • (520) 621-9585 • sel@uii.arizona.edu • http://uii.arizona.edu				
KALAYCIOGLU, SELIN	061	MATH 254-003 DIS	28055-02	75
What did you especially like about this course?		What suggestions would you make to improve this course?		
She was extremely helpful & very knowledgeable. I learned more from this class than the lec.		None -		

KALAYCIOGLU, SELIN	061	MATH 254-007 DIS	28063-02	75
What did you especially like about this course?		What suggestions would you make to improve this course?		
Selin explains things very well → easy to understand material		Better textbook. This one is for math majors		

Office of Instructional Research and Evaluation • MLK 200 • Tucson, AZ 85721 • (520) 621-9585 • sel@uii.arizona.edu • http://uii.arizona.edu				
KALAYCIOGLU, SELIN	061	MATH 254-007 DIS	28063-02	75
What did you especially like about this course?		What suggestions would you make to improve this course?		
Selin was one of the best math teachers ever. She is definitely better than the professors at the UA				

Office of Instructional Research and Evaluation • MLK 200 • Tucson, AZ 85721 • (520) 621-9585 • sel@uii.arizona.edu • http://uii.arizona.edu				
KALAYCIOGLU, SELIN	061	MATH 254-007 DIS	28063-02	75
What did you especially like about this course?		What suggestions would you make to improve this course?		
Selin does a good job of explaining the numerical & algebraic involved in any mathematical procedure &		To make this optional, so people don't have to go to get an A or B's.		

KALAYCIOGLU, SELIN 061

What did you especially like about this course?

relaxed learning atmosphere

MATH 254-003 DIS 28055-02

75

What suggestions would you make to improve this course?

Office of Instructional Research and Evaluation • MLK 200 • Tucson, AZ 85721 • (520) 621-5585 • aml@u.arizona.edu • <http://ire.arizona.edu>

KALAYCIOGLU, SELIN 061

What did you especially like about this course?

Selin was always very helpful & patient!

MATH 254-003 DIS 28055-02

75

What suggestions would you make to improve this course?

None - I loved the way this section was run.

Office of Instructional Research and Evaluation • MLK 200 • Tucson, AZ 85721 • (520) 621-5585 • aml@u.arizona.edu • <http://ire.arizona.edu>

KALAYCIOGLU, SELIN 061

What did you especially like about this course?

Selin explains things very well and thoroughly. She is great at perceiving when we are confused, but don't want to admit it.

MATH 254-003 DIS 28055-02

75

What suggestions would you make to improve this course?

Office of Instructional Research and Evaluation • MLK 200 • Tucson, AZ 85721 • (520) 621-5585 • aml@u.arizona.edu • <http://ire.arizona.edu>

KALAYCIOGLU, SELIN 061

What did you especially like about this course?

Selin was very patient and did her best to make sure everyone understood.

MATH 254-003 DIS 28055-02

75

What suggestions would you make to improve this course?

KALAYCIOGLU, SELIN 051
What did you especially like about this course?

She was patient and
explained the material in
a good way

MATH 254-002 DIS 28053-02 75
What suggestions would you make to improve this course?

More office hours

Office of Institutional Research and Evaluation • MLK 200 • Tucson, AZ 85721 • (520) 621-9383 • ucir@u.arizona.edu • http://ucir.arizona.edu

KALAYCIOGLU, SELIN 051
What did you especially like about this course?

Had time to go over material, and
ask questions. Got much more
out of the section than the
lectures.

MATH 254-002 DIS 28053-02 75
What suggestions would you make to improve this course?

Office of Institutional Research and Evaluation • MLK 200 • Tucson, AZ 85721 • (520) 621-9383 • ucir@u.arizona.edu • http://ucir.arizona.edu

KALAYCIOGLU, SELIN 051
What did you especially like about this course?

Very good at explaining
problems

MATH 254-002 DIS 28053-02 75
What suggestions would you make to improve this course?

Office of Institutional Research and Evaluation • MLK 200 • Tucson, AZ 85721 • (520) 621-9383 • ucir@u.arizona.edu • http://ucir.arizona.edu

KALAYCIOGLU, SELIN 051
What did you especially like about this course?

Selin actually went through all the problems
that had questions.
She was very good at teaching the methods
and showing

MATH 254-002 DIS 28053-02 75
What suggestions would you make to improve this course?

TCE History for

KALAYCIOGLU

SELIN

Statistics for the Overall Teaching Effectiveness Question

TERM	SUBJ CODE	CRS NUM	SECT NUM	SECT TYPE	COURSE ID	EVAL CODE*	RESP/ENROLL	% RESP**	SECT MEAN	STD. DEV.	95% CI OF SECT MEAN	COMP GROUP MEAN***	95% CI OF COMP GROUP MEAN
2008-Fall	MATH	215	007	LEC	77269-01		0 / 35				-		-
2007-Fall	MATH	129	015	LEC	30383-01	I	22 / 34	64%	4.3	0.78	4.0- 4.7	3.9	3.8 - 3.9
2007-PreSum	MATH	110	031	LEC	23575-00	I	20 / 21	95%	4.7	0.66	4.4- 5.0	4.2	4.2 - 4.3
2007-Spr	MATH	215	005	LEC	28629-01	I	14 / 18	77%	4.5	0.52	4.2- 4.8	3.9	3.8 - 3.9
2006-Fall	MATH	254	002	DIS	29273-10	I	25 / 29	86%	4.9	0.33	4.7- 5.0	4.2	4.1 - 4.3
2006-Fall	MATH	254	003	DIS	29275-10	I	20 / 25	80%	4.9	0.37	4.7- 5.0	4.2	4.1 - 4.3
2006-Fall	MATH	254	006	DIS	29281-10	I	25 / 29	86%	4.8	0.44	4.6- 4.9	4.2	4.1 - 4.3
2006-Spr	MATH	254	002	DIS	28053-02	I	19 / 25	76%	4.8	0.42	4.6- 5.0	4.2	4.1 - 4.3
2006-Spr	MATH	254	003	DIS	28055-02	I	25 / 34	73%	4.8	0.41	4.6- 5.0	4.2	4.1 - 4.3
2006-Spr	MATH	254	007	DIS	28063-02	I	24 / 31	77%	4.9	0.34	4.7- 5.0	4.2	4.1 - 4.3
2005-Fall	MATH	120R	008	LEC	28265-01	I	23 / 29	79%	4.0	0.93	3.6- 4.3	3.9	3.8 - 3.9
2005-Spr	MATH	110	008	LEC	26633-01	I	13 / 25	52%	4.6	0.51	4.3- 4.9	3.9	3.8 - 3.9

* Eval Code:

I - Individual paper .O - Online paper. TI - term member paper. T/O - term member online. A - TCE packets just arrived, statistics have not been calculated yet MM - Materials were sent, but no materials were returned. MU - Materials were sent and were returned unused. MC - Mixed call numbers (materials for different course-sections were returned in the same packet). CE - possible wrong course information (materials in packet didn't match identification on packet). IE - possible wrong instructor (instructor name on materials crossed out and/or corrected). LES - Evaluations were conducted before deadline according to date on monitor card but packet was received after deadline. LEI - Evaluations were conducted after deadline and packet was received after deadline. OT - Other problem possibly invalidating result. ME - Student monitor failed to sign monitor card or no monitor was used. PR - The number of responses is greater than enrollment. LAA - Late administration with prior approval. RE - Responses not enough to release report.

** % Resp

Results for sections with low percentages are likely to be biased (such sections are **ed). OIRPS recommends not using these results in P&T decisions. The response percentage should be above 50% for all classes and higher for small classes. A rubric for evaluating response rates may be found at <http://aer.arizona.edu>.

*** Comp Group:

The comparison group consists of courses taught during the past six years (Fall and Spring semester only) enrolling five or more student at the same level in the same subject area (determined by course subject prefix).

TCE History for

KALAYCIOGLU

SELIN

Statistics for the Overall Teaching Effectiveness Question

TERM	SUBJ CODE	CRS NUM	SECT NUM	SECT TYPE	COURSE ID	EVAL CODE*	RESP/ENROLL	% RESP**	SECT MEAN	STD. DEV.	95% CI OF SECT MEAN	COMP GROUP MEAN***	95% CI OF COMP GROUP MEAN
2004-Fall	MATH	110	016	LEC	27867-01	I	26 / 35	74%	4.3	1.02	3.9- 4.7	3.9	3.8 - 3.9
2004-Spr	MATH	110	020	LEC	26207-01	I	24 / 34	71%	4.6	0.58	4.3- 4.8	3.9	3.8 - 3.9
2003-Fall	MATH	110	053	LEC	26957-01	I	25 / 35	71%	3.6	0.86	3.3- 4.0	3.9	3.8 - 3.9

* Eval Code:

I - Individual paper .O - Online paper. TI - term member paper. T/O - term member online. A - TCE packets just arrived, statistics have not been calculated yet MM - Materials were sent, but no materials were returned. MU - Materials were sent and were returned unused. MC - Mixed call numbers (materials for different course-sections were returned in the same packet). CE - possible wrong course information (materials in packet didn't match identification on packet). IE - possible wrong instructor (instructor name on materials crossed out and/or corrected). LES - Evaluations were conducted before deadline according to date on monitor card but packet was received after deadline. LEI - Evaluations were conducted after deadline and packet was received after deadline. OT - Other problem possibly invalidating result. ME - Student monitor failed to sign monitor card or no monitor was used. PR - The number of responses is greater than enrollment. LAA - Late administration with prior approval. RE - Responses not enough to release report.

** % Resp

Results for sections with low percentages are likely to be biased (such sections are **ed). OIRPS recommends not using these results in P&T decisions. The response percentage should be above 50% for all classes and higher for small classes. A rubric for evaluating response rates may be found at <http://aer.arizona.edu>.

*** Comp Group:

The comparison group consists of courses taught during the past six years (Fall and Spring semester only) enrolling five or more student at the same level in the same subject area (determined by course subject prefix).

Question / Instructor Frequency

Instructor

Enrollment : 21

Response: 20 (95%)

Comparison Group Descriptions

MATH Summer and Winter

Lecture, Seminars, Colloquia

Lower Division Undergraduate

Comp Group 1: MATHSLL0
5 or more enrolled

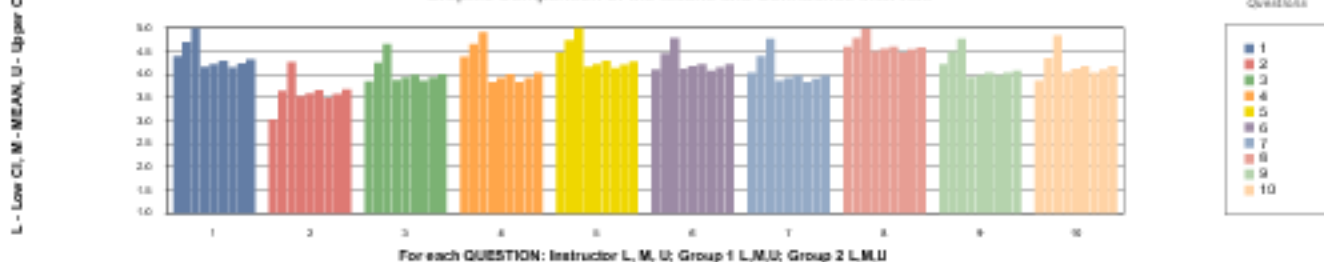
Sections: 218 Enrollment: 4,777

Comp Group 2: MATHSLLM
medium class, 20-39 enrolled

Sections: 140 Enrollment: 3,582

Question / Instructor Frequency	Instructor			Comp Group 1: MATHSLL0		Comp Group 2: MATHSLLM	
	Mean	St. Dev.	95% CI	Mean	95% CI	Mean	95% CI
1 Overall rating of teaching effectiveness	4.7	0.66	4.40- 5.00	4.2	4.16 - 4.30	4.2	4.15 - 4.32
almost always effective	16	80%					
usually effective	2	10%					
sometimes effective	2	10%					
rarely effective	0	0%					
almost never effective	0	0%					
2 Overall rating of the course	3.7	1.39	3.03- 4.27	3.6	3.52 - 3.67	3.6	3.49 - 3.67
one of the best	8	40%					
better than average	3	15%					
about average	5	25%					
worse than average	2	10%					
one of the worst	2	10%					
3 Amount learned	4.3	0.91	3.84- 4.66	3.9	3.87 - 3.99	3.9	3.86 - 4.00
an exceptional amount	10	50%					
more than usual	6	30%					
about as much as usual	3	15%					
less than usual	1	5%					
almost nothing	0	0%					
4 Overall instructor comparison	4.7	0.59	4.39- 4.91	3.9	3.83 - 4.00	3.9	3.83 - 4.03
one of the most effective	14	70%					
more effective than most	5	25%					
about as effective as most	1	5%					
less effective than most	0	0%					
one of the least effective	0	0%					
5 Usefulness of the in-class activities	4.8	0.64	4.46- 5.00	4.2	4.16 - 4.29	4.2	4.13 - 4.29
almost always useful	17	85%					
usually useful	1	5%					
sometimes useful	2	10%					
rarely useful	0	0%					
almost never useful	0	0%					
6 Usefulness of the outside assignments	4.5	0.76	4.11- 4.79	4.2	4.12 - 4.23	4.2	4.09 - 4.22
almost always useful	12	60%					
usually useful	3	15%					
sometimes useful	3	15%					
rarely useful	0	0%					
almost never useful	0	0%					
7 Usefulness of course materials (new question)	4.4	0.82	4.03- 4.77	3.9	3.85 - 3.98	3.9	3.83 - 3.98
almost always useful	12	60%					
usually useful	4	20%					
sometimes useful	4	20%					
rarely useful	0	0%					
almost never useful	0	0%					
8 Students treated with respect	4.8	0.42	4.60- 4.98	4.6	4.50 - 4.60	4.5	4.47 - 4.59
strongly agree	15	75%					
agree	4	21%					
uncertain	0	0%					
disagree	0	0%					
strongly disagree	0	0%					
9 Difficulty level of the course (new order)	4.5	0.61	4.23- 4.77	4.0	3.93 - 4.03	4.0	3.98 - 4.08
extremely difficult	11	55%					
more difficult than average	8	40%					
about average	1	5%					
easier than average	0	0%					
extremely easy	0	0%					
10 Value of time spent on course	4.4	1.09	3.86- 4.84	4.1	4.06 - 4.17	4.1	4.03 - 4.17
almost all valuable	13	65%					
more than half valuable	4	20%					
about half valuable	0	0%					
less than half valuable	3	15%					
almost none valuable	0	0%					

Graphic Comparison of the Means and Confidence Intervals



Question / Instructor Frequency

Instructor

Enrollment : 25

Response: 13 (52%)

Comparison Group Descriptions

MATH Fall and Spring

Lecture, Seminars, Colloquia

Lower Division Undergraduate

Comp Group 1: MATHALL0
5 or more enrolled

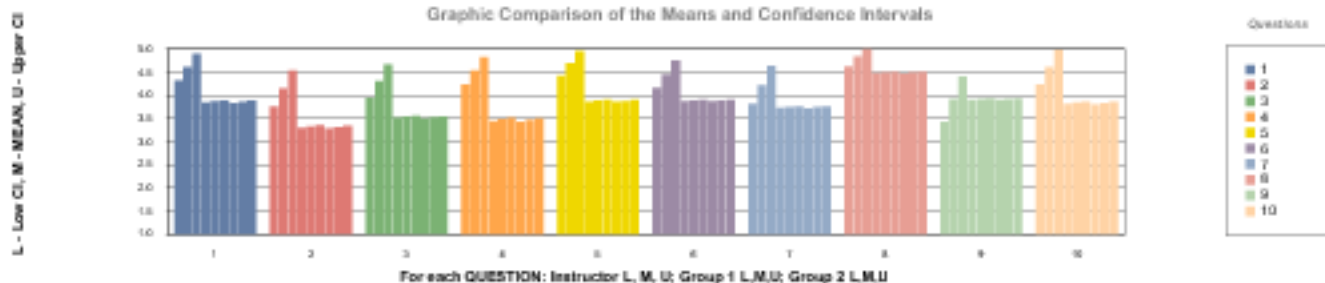
Sections: 2,105 Enrollment: 64,800

Comp Group 2: MATHALLM
medium class, 20-39 enrolled

Sections: 1,990 Enrollment: 60,262

Question / Instructor Frequency	Instructor			Comp Group 1: MATHALL0		Comp Group 2: MATHALLM	
	Mean	St. Dev.	95% CI	Mean	95% CI	Mean	95% CI
1 Overall rating of teaching effectiveness	4.6	0.51	4.33- 4.90	3.9	3.84 - 3.90	3.9	3.84 - 3.89
almost always effective	8	62%					
usually effective	5	38%					
sometimes effective	0	0%					
rarely effective	0	0%					
almost never effective	0	0%					
2 Overall rating of the course	4.2	0.69	3.76- 4.54	3.3	3.30 - 3.35	3.3	3.29 - 3.34
one of the best	4	31%					
better than average	7	54%					
about average	2	15%					
worse than average	0	0%					
one of the worst	0	0%					
3 Amount learned	4.3	0.63	3.95- 4.66	3.5	3.51 - 3.56	3.5	3.50 - 3.55
an exceptional amount	5	38%					
more than usual	7	54%					
about as much as usual	1	8%					
less than usual	0	0%					
almost nothing	0	0%					
4 Overall instructor comparison	4.5	0.52	4.24- 4.83	3.5	3.45 - 3.51	3.5	3.44 - 3.50
one of the most effective	7	54%					
more effective than most	6	46%					
about as effective as most	0	0%					
less effective than most	0	0%					
one of the least effective	0	0%					
5 Usefulness of the in-class activities	4.7	0.48	4.42- 4.96	3.9	3.86 - 3.91	3.9	3.86 - 3.91
almost always useful	9	69%					
usually useful	4	31%					
sometimes useful	0	0%					
rarely useful	0	0%					
almost never useful	0	0%					
6 Usefulness of the outside assignments	4.5	0.52	4.17- 4.76	3.9	3.88 - 3.91	3.9	3.87 - 3.91
almost always useful	6	46%					
usually useful	7	54%					
sometimes useful	0	0%					
rarely useful	0	0%					
almost never useful	0	0%					
7 Usefulness of course materials (new question)	4.2	0.73	3.82- 4.64	3.7	3.73 - 3.77	3.7	3.73 - 3.77
almost always useful	5	38%					
usually useful	6	46%					
sometimes useful	2	15%					
rarely useful	0	0%					
almost never useful	0	0%					
8 Students treated with respect	4.8	0.38	4.63- 5.00	4.5	4.48 - 4.51	4.5	4.47 - 4.51
strongly agree	11	85%					
agree	2	15%					
uncertain	0	0%					
disagree	0	0%					
strongly disagree	0	0%					
9 Difficulty level of the course (new order)	3.9	0.86	3.44- 4.41	3.9	3.90 - 3.94	3.9	3.90 - 3.94
extremely difficult	3	23%					
more difficult than average	7	54%					
about average	2	15%					
easier than average	1	8%					
extremely easy	0	0%					
10 Value of time spent on course	4.6	0.65	4.25- 4.98	3.8	3.82 - 3.86	3.8	3.81 - 3.85
almost all valuable	9	69%					
more than half valuable	3	23%					
about half valuable	1	8%					
less than half valuable	0	0%					
almost none valuable	0	0%					

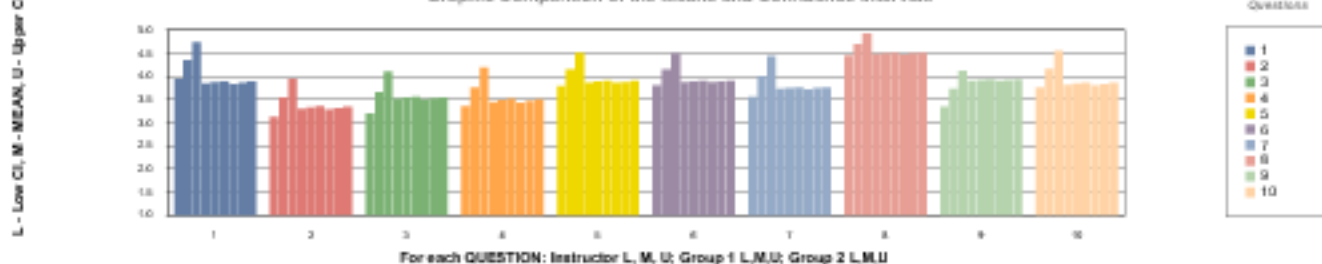
Graphic Comparison of the Means and Confidence Intervals



Question / Instructor Frequency

Question / Instructor Frequency	Instructor			Comparison Group Descriptions			
	Mean	St. Dev.	95% CI	Mean	95% CI	Mean	95% CI
Enrollment : 35							
Response : 26 (74%)							
				MATH Fall and Spring Lecture, Seminars, Colloquia Lower Division Undergraduate		Comp Group 1: MATHALL0 5 or more enrolled Sections: 2,105 Enrollment: 64,800	
						Comp Group 2: MATHALLM medium class, 20-39 enrolled Sections: 1,990 Enrollment: 60,262	
1 Overall rating of teaching effectiveness	4.3	1.02	3.95- 4.75	3.9	3.84 - 3.90	3.9	3.84 - 3.89
almost always effective	15	58%					
usually effective	8	31%					
sometimes effective	1	4%					
rarely effective	1	4%					
almost never effective	1	4%					
2 Overall rating of the course	3.5	1.07	3.12- 3.96	3.3	3.30 - 3.35	3.3	3.29 - 3.34
one of the best	4	15%					
better than average	11	42%					
about average	8	31%					
worse than average	1	4%					
one of the worst	2	8%					
3 Amount learned	3.7	1.16	3.20- 4.11	3.5	3.51 - 3.56	3.5	3.50 - 3.55
an exceptional amount	7	27%					
more than usual	8	31%					
about as much as usual	8	31%					
less than usual	1	4%					
almost nothing	2	8%					
4 Overall instructor comparison	3.8	1.07	3.35- 4.19	3.5	3.45 - 3.51	3.5	3.44 - 3.50
one of the most effective	8	31%					
more effective than most	7	27%					
about as effective as most	9	35%					
less effective than most	1	4%					
one of the least effective	1	4%					
5 Usefulness of the in-class activities	4.2	0.92	3.79- 4.52	3.9	3.86 - 3.91	3.9	3.86 - 3.91
almost always useful	10	38%					
usually useful	12	46%					
sometimes useful	3	12%					
rarely useful	0	0%					
almost never useful	1	4%					
6 Usefulness of the outside assignments	4.2	0.88	3.81- 4.50	3.9	3.88 - 3.91	3.9	3.87 - 3.91
almost always useful	10	38%					
usually useful	12	46%					
sometimes useful	2	8%					
rarely useful	2	8%					
almost never useful	0	0%					
7 Usefulness of course materials (new question)	4.0	1.13	3.56- 4.44	3.7	3.73 - 3.77	3.7	3.73 - 3.77
almost always useful	10	38%					
usually useful	10	38%					
sometimes useful	4	15%					
rarely useful	0	0%					
almost never useful	2	8%					
8 Students treated with respect	4.7	0.62	4.45- 4.93	4.5	4.48 - 4.51	4.5	4.47 - 4.51
strongly agree	20	77%					
agree	4	15%					
uncertain	2	8%					
disagree	0	0%					
strongly disagree	0	0%					
9 Difficulty level of the course (new order)	3.7	1.00	3.34- 4.12	3.9	3.90 - 3.94	3.9	3.90 - 3.94
extremely difficult	7	27%					
more difficult than average	7	27%					
about average	11	42%					
easier than average	0	0%					
extremely easy	1	4%					
10 Value of time spent on course	4.2	0.99	3.77- 4.55	3.8	3.82 - 3.86	3.8	3.81 - 3.85
almost all valuable	10	40%					
more than half valuable	12	46%					
about half valuable	1	4%					
less than half valuable	1	4%					
almost none valuable	1	4%					

Graphic Comparison of the Means and Confidence Intervals



Question / Instructor Frequency

Instructor

Enrollment : 34

Response: 24 (71%)

Comparison Group Descriptions

MATH Fall and Spring

Lecture, Seminars, Colloquia

Lower Division Undergraduate

Comp Group 1: MATHALL0
5 or more enrolled

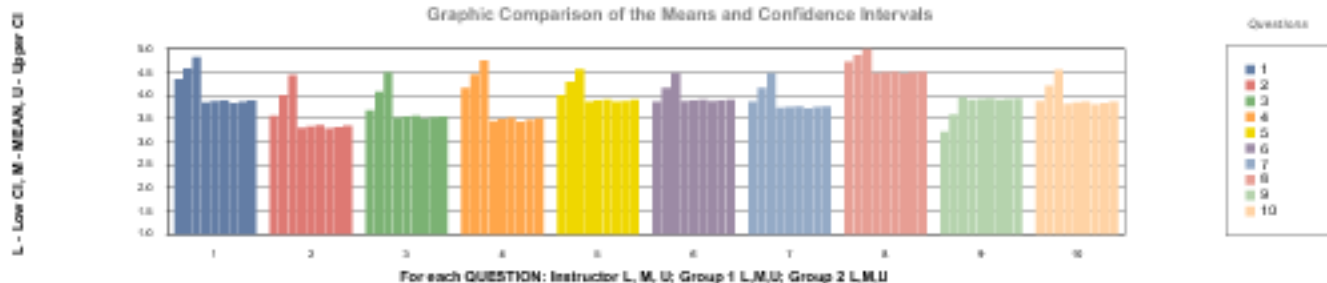
Sections: 2,105 Enrollment: 64,800

Comp Group 2: MATHALLM
medium class, 20-39 enrolled

Sections: 1,990 Enrollment: 60,262

	Mean	St. Dev.	95% CI	Mean	95% CI	Mean	95% CI
1 Overall rating of teaching effectiveness	4.6	0.58	4.34- 4.82	3.9	3.84 - 3.90	3.9	3.84 - 3.89
almost always effective	15	63%					
usually effective	8	33%					
sometimes effective	1	4%					
rarely effective	0	0%					
almost never effective	0	0%					
2 Overall rating of the course	4.0	1.06	3.57- 4.43	3.3	3.30 - 3.35	3.3	3.29 - 3.34
one of the best	11	46%					
better than average	4	17%					
about average	7	29%					
worse than average	2	8%					
one of the worst	0	0%					
3 Amount learned	4.1	1.02	3.67- 4.50	3.5	3.51 - 3.56	3.5	3.50 - 3.55
an exceptional amount	11	46%					
more than usual	6	25%					
about as much as usual	5	21%					
less than usual	2	8%					
almost nothing	0	0%					
4 Overall instructor comparison	4.5	0.72	4.16- 4.75	3.5	3.45 - 3.51	3.5	3.44 - 3.50
one of the most effective	14	58%					
more effective than most	7	29%					
about as effective as most	3	13%					
less effective than most	0	0%					
one of the least effective	0	0%					
5 Usefulness of the in-class activities	4.3	0.69	4.01- 4.57	3.9	3.86 - 3.91	3.9	3.86 - 3.91
almost always useful	10	42%					
usually useful	11	46%					
sometimes useful	3	13%					
rarely useful	0	0%					
almost never useful	0	0%					
6 Usefulness of the outside assignments	4.2	0.76	3.86- 4.48	3.9	3.88 - 3.91	3.9	3.87 - 3.91
almost always useful	9	38%					
usually useful	10	42%					
sometimes useful	5	21%					
rarely useful	0	0%					
almost never useful	0	0%					
7 Usefulness of course materials (new question)	4.2	0.76	3.86- 4.48	3.7	3.73 - 3.77	3.7	3.73 - 3.77
almost always useful	9	38%					
usually useful	10	42%					
sometimes useful	5	21%					
rarely useful	0	0%					
almost never useful	0	0%					
8 Students treated with respect	4.9	0.34	4.74- 5.00	4.5	4.48 - 4.51	4.5	4.47 - 4.51
strongly agree	21	88%					
agree	3	13%					
uncertain	0	0%					
disagree	0	0%					
strongly disagree	0	0%					
9 Difficulty level of the course (new order)	3.6	0.93	3.20- 3.96	3.9	3.90 - 3.94	3.9	3.90 - 3.94
extremely difficult	5	21%					
more difficult than average	6	25%					
about average	11	46%					
easier than average	2	8%					
extremely easy	0	0%					
10 Value of time spent on course	4.2	0.83	3.87- 4.55	3.8	3.82 - 3.86	3.8	3.81 - 3.85
almost all valuable	10	42%					
more than half valuable	10	42%					
about half valuable	3	13%					
less than half valuable	1	4%					
almost none valuable	0	0%					

Graphic Comparison of the Means and Confidence Intervals



Question / Instructor Frequency

Instructor

Enrollment : 35

Response: 25 (71%)

Comparison Group Descriptions

MATH Fall and Spring

Lecture, Seminars, Colloquia

Lower Division Undergraduate

Comp Group 1: MATHALL0
5 or more enrolled

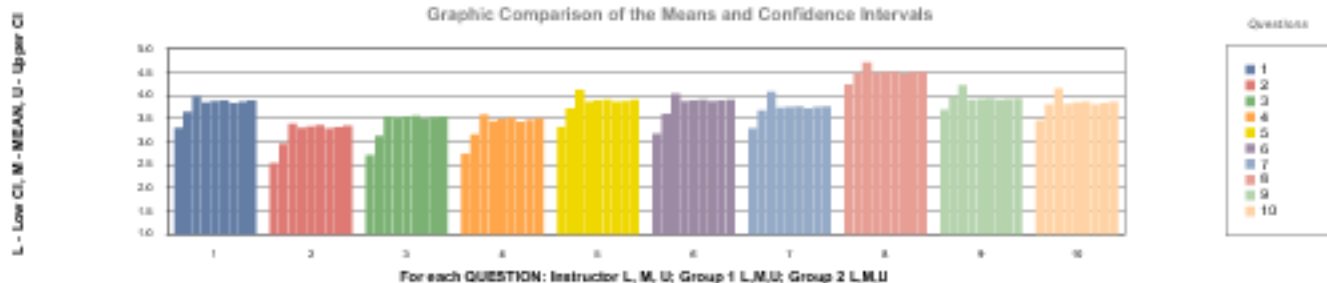
Sections: 2,105 Enrollment: 64,800

Comp Group 2: MATHALLM
medium class, 20-39 enrolled

Sections: 1,990 Enrollment: 60,262

Question / Instructor Frequency	Instructor			Comp Group 1: MATHALL0		Comp Group 2: MATHALLM	
	Mean	St. Dev.	95% CI	Mean	95% CI	Mean	95% CI
1 Overall rating of teaching effectiveness	3.6	0.86	3.30- 3.98	3.9	3.84 - 3.90	3.9	3.84 - 3.89
almost always effective	5	20%					
usually effective	7	28%					
sometimes effective	12	48%					
rarely effective	1	4%					
almost never effective	0	0%					
2 Overall rating of the course	3.0	1.06	2.54- 3.38	3.3	3.30 - 3.35	3.3	3.29 - 3.34
one of the best	3	12%					
better than average	2	8%					
about average	13	52%					
worse than average	5	20%					
one of the worst	2	8%					
3 Amount learned	3.1	1.05	2.70- 3.54	3.5	3.51 - 3.56	3.5	3.50 - 3.55
an exceptional amount	3	12%					
more than usual	5	20%					
about as much as usual	10	40%					
less than usual	6	24%					
almost nothing	1	4%					
4 Overall instructor comparison	3.2	1.07	2.73- 3.59	3.5	3.45 - 3.51	3.5	3.44 - 3.50
one of the most effective	5	20%					
more effective than most	1	4%					
about as effective as most	12	48%					
less effective than most	7	28%					
one of the least effective	0	0%					
5 Usefulness of the in-class activities	3.7	1.02	3.31- 4.13	3.9	3.86 - 3.91	3.9	3.86 - 3.91
almost always useful	7	28%					
usually useful	7	28%					
sometimes useful	8	32%					
rarely useful	3	12%					
almost never useful	0	0%					
6 Usefulness of the outside assignments	3.6	1.08	3.17- 4.03	3.9	3.88 - 3.91	3.9	3.87 - 3.91
almost always useful	5	20%					
usually useful	10	40%					
sometimes useful	6	24%					
rarely useful	3	12%					
almost never useful	1	4%					
7 Usefulness of course materials (new question)	3.7	0.99	3.28- 4.08	3.7	3.73 - 3.77	3.7	3.73 - 3.77
almost always useful	5	20%					
usually useful	10	40%					
sometimes useful	8	32%					
rarely useful	1	4%					
almost never useful	1	4%					
8 Students treated with respect	4.5	0.59	4.25- 4.71	4.5	4.48 - 4.51	4.5	4.47 - 4.51
strongly agree	13	52%					
agree	11	44%					
uncertain	1	4%					
disagree	0	0%					
strongly disagree	0	0%					
9 Difficulty level of the course (new order)	4.0	0.68	3.69- 4.23	3.9	3.90 - 3.94	3.9	3.90 - 3.94
extremely difficult	5	20%					
more difficult than average	14	56%					
about average	6	24%					
easier than average	0	0%					
extremely easy	0	0%					
10 Value of time spent on course	3.8	0.87	3.45- 4.15	3.8	3.82 - 3.86	3.8	3.81 - 3.85
almost all valuable	5	20%					
more than half valuable	12	48%					
about half valuable	6	24%					
less than half valuable	2	8%					
almost none valuable	0	0%					

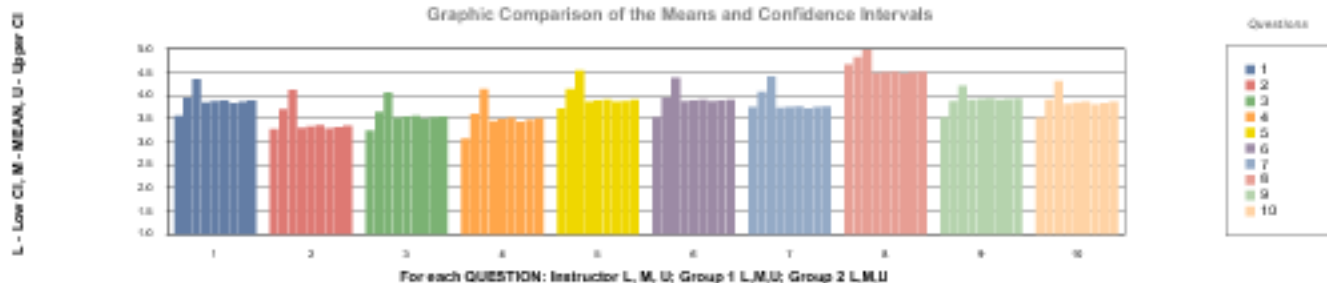
Graphic Comparison of the Means and Confidence Intervals



Question / Instructor Frequency

Question / Instructor Frequency	Instructor		Comparison Group Descriptions					
	Enrollment : 29		MATH Fall and Spring		Lecture, Seminars, Colloquia		Lower Division Undergraduate	
	Response: 23 (79%)		Comp Group 1: MATHALL0 5 or more enrolled Sections: 2,105 Enrollment: 64,800		Comp Group 2: MATHALLM medium class, 20-39 enrolled Sections: 1,990 Enrollment: 60,262			
	Mean	St. Dev.	95% CI	Mean	95% CI	Mean	95% CI	
1 Overall rating of teaching effectiveness	4.0	0.93	3.57- 4.34	3.9	3.84 - 3.90	3.9	3.84 - 3.89	
almost always effective	8	35%						
usually effective	7	30%						
sometimes effective	7	30%						
rarely effective	1	4%						
almost never effective	0	0%						
2 Overall rating of the course	3.7	1.02	3.27- 4.12	3.3	3.30 - 3.35	3.3	3.29 - 3.34	
one of the best	6	26%						
better than average	6	26%						
about average	10	43%						
worse than average	0	0%						
one of the worst	1	4%						
3 Amount learned	3.7	0.98	3.24- 4.06	3.5	3.51 - 3.56	3.5	3.50 - 3.55	
an exceptional amount	5	22%						
more than usual	8	35%						
about as much as usual	7	30%						
less than usual	3	13%						
almost nothing	0	0%						
4 Overall instructor comparison	3.6	1.27	3.08- 4.14	3.5	3.45 - 3.51	3.5	3.44 - 3.50	
one of the most effective	7	30%						
more effective than most	7	30%						
about as effective as most	3	13%						
less effective than most	5	22%						
one of the least effective	1	4%						
5 Usefulness of the in-class activities	4.1	0.97	3.73- 4.53	3.9	3.86 - 3.91	3.9	3.86 - 3.91	
almost always useful	9	39%						
usually useful	10	43%						
sometimes useful	3	13%						
rarely useful	0	0%						
almost never useful	1	4%						
6 Usefulness of the outside assignments	4.0	1.02	3.53- 4.38	3.9	3.88 - 3.91	3.9	3.87 - 3.91	
almost always useful	8	35%						
usually useful	9	39%						
sometimes useful	3	13%						
rarely useful	3	13%						
almost never useful	0	0%						
7 Usefulness of course materials (new question)	4.1	0.79	3.76- 4.42	3.7	3.73 - 3.77	3.7	3.73 - 3.77	
almost always useful	7	30%						
usually useful	12	52%						
sometimes useful	3	13%						
rarely useful	1	4%						
almost never useful	0	0%						
8 Students treated with respect	4.8	0.39	4.66- 4.99	4.5	4.48 - 4.51	4.5	4.47 - 4.51	
strongly agree	19	83%						
agree	4	17%						
uncertain	0	0%						
disagree	0	0%						
strongly disagree	0	0%						
9 Difficulty level of the course (new order)	3.9	0.81	3.53- 4.21	3.9	3.90 - 3.94	3.9	3.90 - 3.94	
extremely difficult	4	17%						
more difficult than average	14	61%						
about average	3	13%						
easier than average	2	9%						
extremely easy	0	0%						
10 Value of time spent on course	3.9	0.92	3.52- 4.30	3.8	3.82 - 3.86	3.8	3.81 - 3.85	
almost all valuable	7	32%						
more than half valuable	7	32%						
about half valuable	7	32%						
less than half valuable	1	5%						
almost none valuable	0	0%						

Graphic Comparison of the Means and Confidence Intervals



Question / Instructor Frequency

Instructor

Enrollment : 34

Response: 22 (64%)

Comparison Group Descriptions

MATH Fall and Spring

Lecture, Seminars, Colloquia

Lower Division Undergraduate

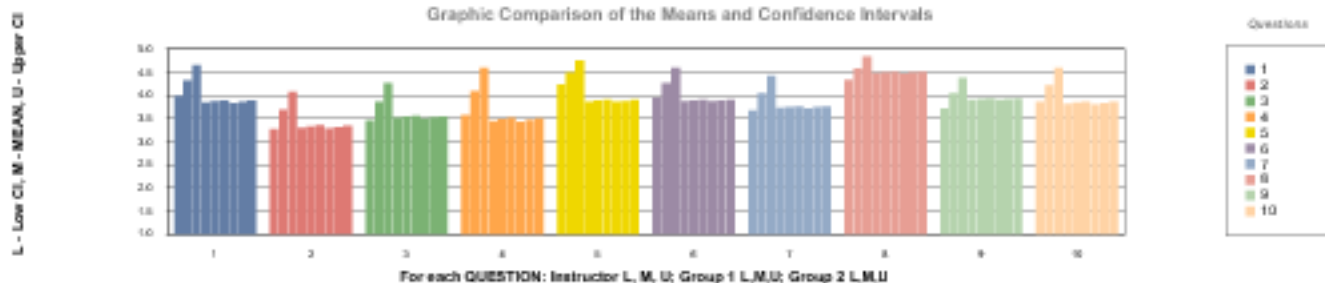
Comp Group 1: MATHALL0
5 or more enrolledComp Group 2: MATHALLM
medium class, 20-39 enrolled

Sections: 2,105 Enrollment: 64,800

Sections: 1,990 Enrollment: 60,262

Question / Instructor Frequency	Instructor			Comp Group 1: MATHALL0		Comp Group 2: MATHALLM	
	Mean	St. Dev.	95% CI	Mean	95% CI	Mean	95% CI
1 Overall rating of teaching effectiveness <i>almost always effective</i> 11 50% <i>usually effective</i> 7 32% <i>sometimes effective</i> 4 18% <i>rarely effective</i> 0 0% <i>almost never effective</i> 0 0%	4.3	0.78	3.98- 4.65	3.9	3.84 - 3.90	3.9	3.84 - 3.89
2 Overall rating of the course <i>one of the best</i> 4 18% <i>better than average</i> 10 45% <i>about average</i> 5 23% <i>worse than average</i> 3 14% <i>one of the worst</i> 0 0%	3.7	0.95	3.28- 4.09	3.3	3.30 - 3.35	3.3	3.29 - 3.34
3 Amount learned <i>an exceptional amount</i> 7 32% <i>more than usual</i> 6 27% <i>about as much as usual</i> 8 36% <i>less than usual</i> 1 5% <i>almost nothing</i> 0 0%	3.9	0.94	3.46- 4.27	3.5	3.51 - 3.56	3.5	3.50 - 3.55
4 Overall instructor comparison <i>one of the most effective</i> 12 55% <i>more effective than most</i> 4 18% <i>about as effective as most</i> 2 9% <i>less effective than most</i> 4 18% <i>one of the least effective</i> 0 0%	4.1	1.19	3.58- 4.60	3.5	3.45 - 3.51	3.5	3.44 - 3.50
5 Usefulness of the in-class activities <i>almost always useful</i> 12 55% <i>usually useful</i> 9 41% <i>sometimes useful</i> 1 5% <i>rarely useful</i> 0 0% <i>almost never useful</i> 0 0%	4.5	0.60	4.24- 4.76	3.9	3.86 - 3.91	3.9	3.86 - 3.91
6 Usefulness of the outside assignments <i>almost always useful</i> 10 45% <i>usually useful</i> 8 36% <i>sometimes useful</i> 4 18% <i>rarely useful</i> 0 0% <i>almost never useful</i> 0 0%	4.3	0.77	3.94- 4.60	3.9	3.88 - 3.91	3.9	3.87 - 3.91
7 Usefulness of course materials (new question) <i>almost always useful</i> 7 32% <i>usually useful</i> 7 32% <i>sometimes useful</i> 6 27% <i>rarely useful</i> 0 0% <i>almost never useful</i> 0 0%	4.1	0.83	3.68- 4.42	3.7	3.73 - 3.77	3.7	3.73 - 3.77
8 Students treated with respect <i>strongly agree</i> 14 64% <i>agree</i> 7 32% <i>uncertain</i> 1 5% <i>disagree</i> 0 0% <i>strongly disagree</i> 0 0%	4.6	0.59	4.34- 4.84	4.5	4.48 - 4.51	4.5	4.47 - 4.51
9 Difficulty level of the course (new order) <i>extremely difficult</i> 6 27% <i>more difficult than average</i> 12 55% <i>about average</i> 3 14% <i>easier than average</i> 1 5% <i>extremely easy</i> 0 0%	4.0	0.79	3.71- 4.38	3.9	3.90 - 3.94	3.9	3.90 - 3.94
10 Value of time spent on course <i>almost all valuable</i> 10 45% <i>more than half valuable</i> 8 36% <i>about half valuable</i> 3 14% <i>less than half valuable</i> 1 5% <i>almost none valuable</i> 0 0%	4.2	0.87	3.86- 4.60	3.8	3.82 - 3.86	3.8	3.81 - 3.85

Graphic Comparison of the Means and Confidence Intervals



Question / Instructor Frequency

Instructor

Enrollment : 18

Response: 14 (77%)

Comparison Group Descriptions

MATH Fall and Spring

Lecture, Seminars, Colloquia

Lower Division Undergraduate

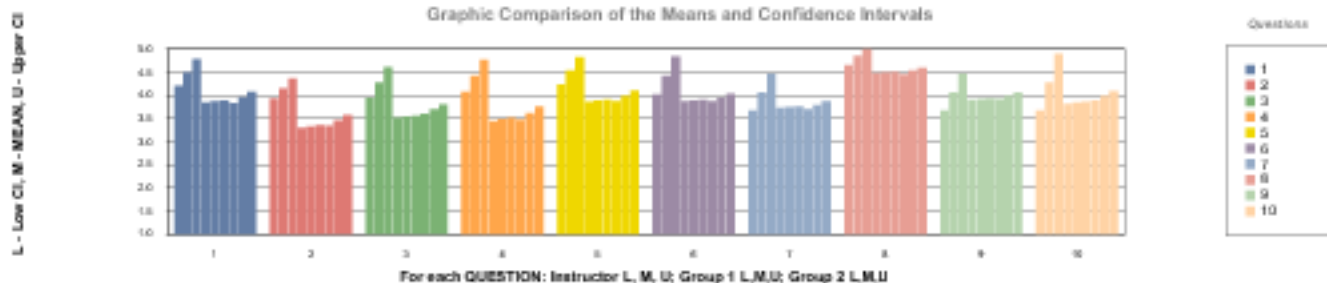
Comp Group 1: MATHALL0
5 or more enrolledComp Group 2: MATHALLS
small class, fewer than 20 enrolled

Sections: 2,105 Enrollment: 64,800

Sections: 100 Enrollment: 1,587

Question / Instructor Frequency	Instructor			Comp Group 1: MATHALL0		Comp Group 2: MATHALLS	
	Mean	St. Dev.	95% CI	Mean	95% CI	Mean	95% CI
1 Overall rating of teaching effectiveness	4.5	0.52	4.22- 4.78	3.9	3.84 - 3.90	4.0	3.83 - 4.08
almost always effective	7	50%					
usually effective	7	50%					
sometimes effective	0	0%					
rarely effective	0	0%					
almost never effective	0	0%					
2 Overall rating of the course	4.2	0.38	3.94- 4.37	3.3	3.30 - 3.35	3.5	3.34 - 3.58
one of the best	2	15%					
better than average	11	85%					
about average	0	0%					
worse than average	0	0%					
one of the worst	0	0%					
3 Amount learned	4.3	0.61	3.95- 4.62	3.5	3.51 - 3.56	3.7	3.60 - 3.81
an exceptional amount	5	36%					
more than usual	8	57%					
about as much as usual	1	7%					
less than usual	0	0%					
almost nothing	0	0%					
4 Overall instructor comparison	4.4	0.65	4.08- 4.78	3.5	3.45 - 3.51	3.6	3.47 - 3.76
one of the most effective	7	50%					
more effective than most	6	43%					
about as effective as most	1	7%					
less effective than most	0	0%					
one of the least effective	0	0%					
5 Usefulness of the in-class activities	4.5	0.52	4.24- 4.83	3.9	3.86 - 3.91	4.0	3.87 - 4.11
almost always useful	7	50%					
usually useful	6	46%					
sometimes useful	0	0%					
rarely useful	0	0%					
almost never useful	0	0%					
6 Usefulness of the outside assignments	4.4	0.76	4.02- 4.84	3.9	3.88 - 3.91	4.0	3.87 - 4.04
almost always useful	8	57%					
usually useful	4	29%					
sometimes useful	2	14%					
rarely useful	0	0%					
almost never useful	0	0%					
7 Usefulness of course materials (new question)	4.1	0.73	3.67- 4.47	3.7	3.73 - 3.77	3.8	3.70 - 3.88
almost always useful	4	29%					
usually useful	7	50%					
sometimes useful	3	21%					
rarely useful	0	0%					
almost never useful	0	0%					
8 Students treated with respect	4.9	0.36	4.66- 5.00	4.5	4.48 - 4.51	4.5	4.46 - 4.60
strongly agree	12	86%					
agree	2	14%					
uncertain	0	0%					
disagree	0	0%					
strongly disagree	0	0%					
9 Difficulty level of the course (new order)	4.1	0.73	3.67- 4.47	3.9	3.90 - 3.94	4.0	3.92 - 4.06
extremely difficult	4	29%					
more difficult than average	7	50%					
about average	3	21%					
easier than average	0	0%					
extremely easy	0	0%					
10 Value of time spent on course	4.3	1.14	3.67- 4.90	3.8	3.82 - 3.86	4.0	3.90 - 4.09
almost all valuable	8	57%					
more than half valuable	4	29%					
about half valuable	1	7%					
less than half valuable	0	0%					
almost none valuable	1	7%					

Graphic Comparison of the Means and Confidence Intervals



Question / Instructor Frequency

Instructor

Enrollment : 25

Response : 19 (76%)

Comparison Group Descriptions

MATH Fall and Spring

Discussion Section

Undergraduate, Discussion

Comp Group 1: MATHADW0

5 or more enrolled

Sections: 73 Enrollment: 2,215

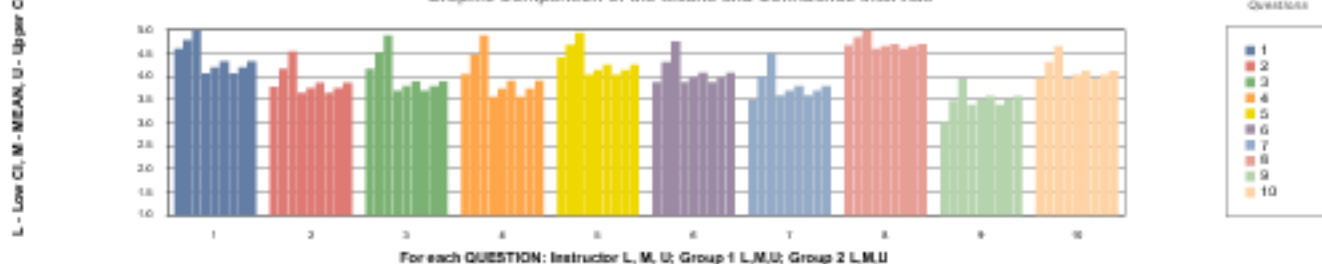
Comp Group 2: MATHADWM

medium class, 20-39 enrolled

Sections: 73 Enrollment: 2,215

Question / Instructor Frequency	Instructor			Comp Group 1: MATHADW0		Comp Group 2: MATHADWM	
	Mean	St. Dev.	95% CI	Mean	95% CI	Mean	95% CI
1 Overall rating of teaching effectiveness	4.8	0.42	4.60- 4.98	4.2	4.07 - 4.32	4.2	4.07 - 4.32
almost always effective	15	79%					
usually effective	4	21%					
sometimes effective	0	0%					
rarely effective	0	0%					
almost never effective	0	0%					
2 Overall rating of the course	4.2	0.83	3.77- 4.54	3.8	3.64 - 3.87	3.8	3.64 - 3.87
one of the best	7	37%					
better than average	9	47%					
about average	2	11%					
worse than average	1	5%					
one of the worst	0	0%					
3 Amount learned	4.5	0.77	4.17- 4.88	3.8	3.69 - 3.90	3.8	3.69 - 3.90
an exceptional amount	13	68%					
more than usual	3	16%					
about as much as usual	3	16%					
less than usual	0	0%					
almost nothing	0	0%					
4 Overall instructor comparison	4.5	0.90	4.06- 4.89	3.7	3.56 - 3.91	3.7	3.56 - 3.91
one of the most effective	13	68%					
more effective than most	3	16%					
about as effective as most	2	11%					
less effective than most	1	5%					
one of the least effective	0	0%					
5 Usefulness of the in-class activities	4.7	0.58	4.42- 4.95	4.1	4.03 - 4.26	4.1	4.03 - 4.26
almost always useful	14	74%					
usually useful	4	21%					
sometimes useful	1	5%					
rarely useful	0	0%					
almost never useful	0	0%					
6 Usefulness of the outside assignments	4.3	0.95	3.88- 4.75	4.0	3.88 - 4.08	4.0	3.88 - 4.08
almost always useful	10	53%					
usually useful	7	37%					
sometimes useful	0	0%					
rarely useful	2	11%					
almost never useful	0	0%					
7 Usefulness of course materials (new question)	4.0	1.11	3.49- 4.51	3.7	3.58 - 3.80	3.7	3.58 - 3.80
almost always useful	7	37%					
usually useful	8	42%					
sometimes useful	2	11%					
rarely useful	1	5%					
almost never useful	1	5%					
8 Students treated with respect	4.8	0.37	4.67- 5.00	4.6	4.60 - 4.70	4.6	4.60 - 4.70
strongly agree	16	84%					
agree	3	16%					
uncertain	0	0%					
disagree	0	0%					
strongly disagree	0	0%					
9 Difficulty level of the course (new order)	3.5	1.02	3.00- 3.95	3.5	3.39 - 3.58	3.5	3.39 - 3.58
extremely difficult	3	16%					
more difficult than average	7	37%					
about average	5	26%					
easier than average	4	21%					
extremely easy	0	0%					
10 Value of time spent on course	4.3	0.75	3.97- 4.66	4.0	3.95 - 4.12	4.0	3.95 - 4.12
almost all valuable	9	47%					
more than half valuable	7	37%					
about half valuable	3	16%					
less than half valuable	0	0%					
almost none valuable	0	0%					

Graphic Comparison of the Means and Confidence Intervals



Question / Instructor Frequency

Instructor

Enrollment : 29

Response: 25 (86%)

Comparison Group Descriptions

MATH Fall and Spring

Discussion Section

Undergraduate, Discussion

Comp Group 1: MATHADW0

5 or more enrolled

Sections: 73 Enrollment: 2,215

Comp Group 2: MATHADWM

medium class, 20-39 enrolled

Sections: 73 Enrollment: 2,215

	Mean	St. Dev.	95% CI	Mean	95% CI	Mean	95% CI
1. Overall rating of teaching effectiveness	4.9	0.33	4.75- 5.00	4.2	4.07 - 4.32	4.2	4.07 - 4.32
<i>almost always effective</i>	22	88%					
<i>usually effective</i>	3	12%					
<i>sometimes effective</i>	0	0%					
<i>rarely effective</i>	0	0%					
<i>almost never effective</i>	0	0%					
2. Overall rating of the course	4.7	0.48	4.49- 4.87	3.8	3.64 - 3.87	3.8	3.64 - 3.87
<i>one of the best</i>	17	68%					
<i>better than average</i>	8	32%					
<i>about average</i>	0	0%					
<i>worse than average</i>	0	0%					
<i>one of the worst</i>	0	0%					
3. Amount learned	4.5	0.59	4.29- 4.75	3.8	3.69 - 3.90	3.8	3.69 - 3.90
<i>an exceptional amount</i>	14	56%					
<i>more than usual</i>	10	40%					
<i>about as much as usual</i>	1	4%					
<i>less than usual</i>	0	0%					
<i>almost nothing</i>	0	0%					
8. Students treated with respect	4.9	0.33	4.75- 5.00	4.6	4.60 - 4.70	4.6	4.60 - 4.70
<i>strongly agree</i>	22	88%					
<i>agree</i>	3	12%					
<i>uncertain</i>	0	0%					
<i>disagree</i>	0	0%					
<i>strongly disagree</i>	0	0%					

Graphic Comparison of the Means and Confidence Intervals



Question / Instructor Frequency

Instructor

Enrollment : 34

Response: 25 (73%)

Comparison Group Descriptions

MATH Fall and Spring

Discussion Section

Undergraduate, Discussion

Comp Group 1: MATHADW0

5 or more enrolled

Sections: 73 Enrollment: 2,215

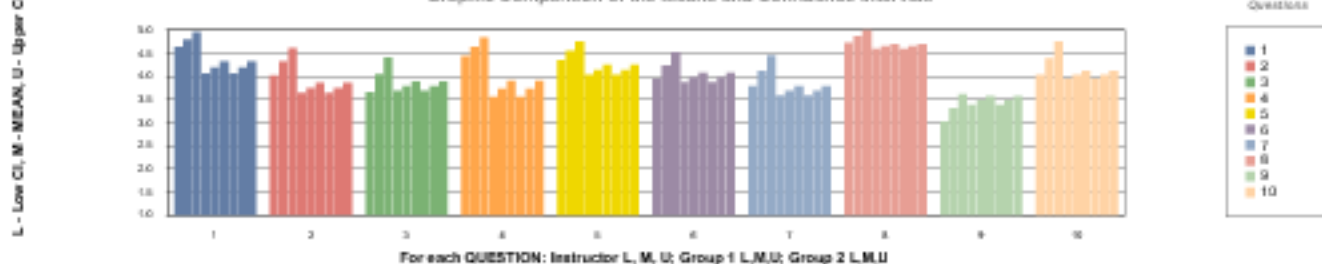
Comp Group 2: MATHADWM

medium class, 20-39 enrolled

Sections: 73 Enrollment: 2,215

Question / Instructor Frequency	Instructor			Comp Group 1: MATHADW0		Comp Group 2: MATHADWM	
	Mean	St. Dev.	95% CI	Mean	95% CI	Mean	95% CI
1 Overall rating of teaching effectiveness	4.8	0.41	4.64- 4.96	4.2	4.07 - 4.32	4.2	4.07 - 4.32
almost always effective	20	80%					
usually effective	5	20%					
sometimes effective	0	0%					
rarely effective	0	0%					
almost never effective	0	0%					
2 Overall rating of the course	4.3	0.75	4.02- 4.62	3.8	3.64 - 3.87	3.8	3.64 - 3.87
one of the best	12	48%					
better than average	9	36%					
about average	4	16%					
worse than average	0	0%					
one of the worst	0	0%					
3 Amount learned	4.0	0.93	3.67- 4.41	3.8	3.69 - 3.90	3.8	3.69 - 3.90
an exceptional amount	9	36%					
more than usual	10	40%					
about as much as usual	4	16%					
less than usual	2	8%					
almost nothing	0	0%					
4 Overall instructor comparison	4.6	0.49	4.44- 4.84	3.7	3.56 - 3.91	3.7	3.56 - 3.91
one of the most effective	16	64%					
more effective than most	9	36%					
about as effective as most	0	0%					
less effective than most	0	0%					
one of the least effective	0	0%					
5 Usefulness of the in-class activities	4.6	0.51	4.36- 4.76	4.1	4.03 - 4.26	4.1	4.03 - 4.26
almost always useful	14	56%					
usually useful	11	44%					
sometimes useful	0	0%					
rarely useful	0	0%					
almost never useful	0	0%					
6 Usefulness of the outside assignments	4.2	0.72	3.95- 4.53	4.0	3.88 - 4.08	4.0	3.88 - 4.08
almost always useful	10	40%					
usually useful	11	44%					
sometimes useful	4	16%					
rarely useful	0	0%					
almost never useful	0	0%					
7 Usefulness of course materials (new question)	4.1	0.83	3.79- 4.45	3.7	3.58 - 3.80	3.7	3.58 - 3.80
almost always useful	9	36%					
usually useful	11	44%					
sometimes useful	4	16%					
rarely useful	1	4%					
almost never useful	0	0%					
8 Students treated with respect	4.9	0.34	4.74- 5.00	4.6	4.60 - 4.70	4.6	4.60 - 4.70
strongly agree	21	84%					
agree	3	12%					
uncertain	0	0%					
disagree	0	0%					
strongly disagree	0	0%					
9 Difficulty level of the course (new order)	3.3	0.75	3.02- 3.62	3.5	3.39 - 3.58	3.5	3.39 - 3.58
extremely difficult	1	4%					
more difficult than average	9	36%					
about average	12	48%					
easier than average	3	12%					
extremely easy	0	0%					
10 Value of time spent on course	4.4	0.91	4.03- 4.77	4.0	3.95 - 4.12	4.0	3.95 - 4.12
almost all valuable	15	60%					
more than half valuable	7	28%					
about half valuable	1	4%					
less than half valuable	2	8%					
almost none valuable	0	0%					

Graphic Comparison of the Means and Confidence Intervals



Question / Instructor Frequency

Instructor

Enrollment : 25

Response: 20 (80%)

Comparison Group Descriptions

MATH Fall and Spring

Discussion Section

Undergraduate, Discussion

Comp Group 1: MATHADW0

5 or more enrolled

Sections: 73 Enrollment: 2,215

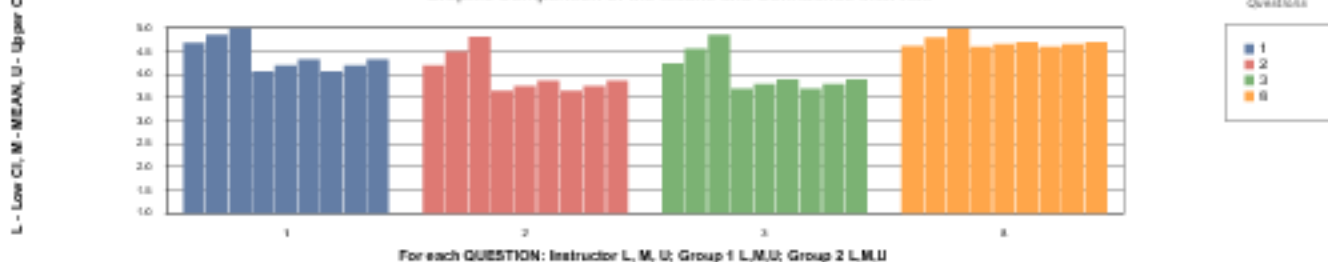
Comp Group 2: MATHADWM

medium class, 20-39 enrolled

Sections: 73 Enrollment: 2,215

	Mean	St. Dev.	95% CI	Mean	95% CI	Mean	95% CI
1. Overall rating of teaching effectiveness	4.9	0.37	4.69- 5.00	4.2	4.07 - 4.32	4.2	4.07 - 4.32
<i>almost always effective</i>	17	85%					
<i>usually effective</i>	3	15%					
<i>sometimes effective</i>	0	0%					
<i>rarely effective</i>	0	0%					
<i>almost never effective</i>	0	0%					
2. Overall rating of the course	4.5	0.69	4.19- 4.81	3.8	3.64 - 3.87	3.8	3.64 - 3.87
<i>one of the best</i>	12	60%					
<i>better than average</i>	6	30%					
<i>about average</i>	2	10%					
<i>worse than average</i>	0	0%					
<i>one of the worst</i>	0	0%					
3. Amount learned	4.6	0.69	4.24- 4.86	3.8	3.69 - 3.90	3.8	3.69 - 3.90
<i>an exceptional amount</i>	13	65%					
<i>more than usual</i>	5	25%					
<i>about as much as usual</i>	2	10%					
<i>less than usual</i>	0	0%					
<i>almost nothing</i>	0	0%					
8. Students treated with respect	4.8	0.41	4.62- 4.98	4.6	4.60 - 4.70	4.6	4.60 - 4.70
<i>strongly agree</i>	16	80%					
<i>agree</i>	4	20%					
<i>uncertain</i>	0	0%					
<i>disagree</i>	0	0%					
<i>strongly disagree</i>	0	0%					

Graphic Comparison of the Means and Confidence Intervals



Question / Instructor Frequency

Instructor

Enrollment : 29

Response: 25 (86%)

Comparison Group Descriptions

MATH Fall and Spring

Discussion Section

Undergraduate, Discussion

Comp Group 1: MATHADW0

5 or more enrolled

Sections: 73 Enrollment: 2,215

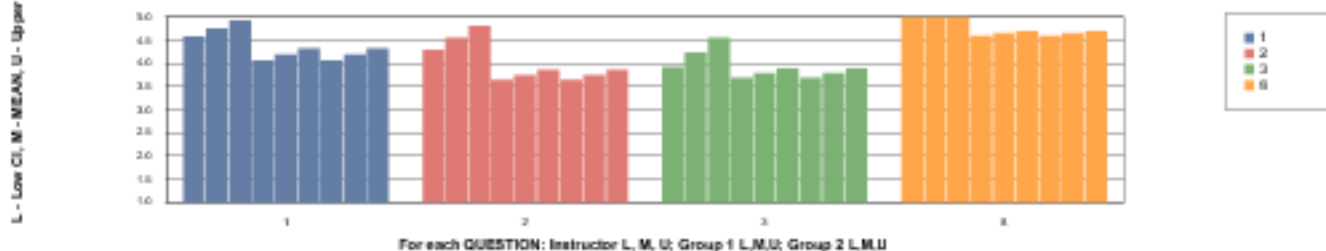
Comp Group 2: MATHADWM

medium class, 20-39 enrolled

Sections: 73 Enrollment: 2,215

	Mean	St. Dev.	95% CI	Mean	95% CI	Mean	95% CI
1. Overall rating of teaching effectiveness	4.8	0.44	4.59- 4.93	4.2	4.07 - 4.32	4.2	4.07 - 4.32
<i>almost always effective</i>	19	76%					
<i>usually effective</i>	6	24%					
<i>sometimes effective</i>	0	0%					
<i>rarely effective</i>	0	0%					
<i>almost never effective</i>	0	0%					
2. Overall rating of the course	4.6	0.65	4.30- 4.82	3.8	3.64 - 3.87	3.8	3.64 - 3.87
<i>one of the best</i>	16	64%					
<i>better than average</i>	7	28%					
<i>about average</i>	2	8%					
<i>worse than average</i>	0	0%					
<i>one of the worst</i>	0	0%					
3. Amount learned	4.2	0.78	3.93- 4.55	3.8	3.69 - 3.90	3.8	3.69 - 3.90
<i>an exceptional amount</i>	11	44%					
<i>more than usual</i>	9	36%					
<i>about as much as usual</i>	5	20%					
<i>less than usual</i>	0	0%					
<i>almost nothing</i>	0	0%					
8. Students treated with respect	5.0	0.00	5.00- 5.00	4.6	4.60 - 4.70	4.6	4.60 - 4.70
<i>strongly agree</i>	25	100%					
<i>agree</i>	0	0%					
<i>uncertain</i>	0	0%					
<i>disagree</i>	0	0%					
<i>strongly disagree</i>	0	0%					

Graphic Comparison of the Means and Confidence Intervals



Question / Instructor Frequency

Instructor

Enrollment : 31

Response: 24 (77%)

Comparison Group Descriptions

MATH Fall and Spring

Discussion Section

Undergraduate, Discussion

Comp Group 1: MATHADW0

5 or more enrolled

Sections: 73 Enrollment: 2,215

Comp Group 2: MATHADWM

medium class, 20-39 enrolled

Sections: 73 Enrollment: 2,215

Question / Instructor Frequency	Instructor			Comp Group 1: MATHADW0		Comp Group 2: MATHADWM	
	Mean	St. Dev.	95% CI	Mean	95% CI	Mean	95% CI
1 Overall rating of teaching effectiveness	4.9	0.34	4.74- 5.00	4.2	4.07 - 4.32	4.2	4.07 - 4.32
almost always effective	21	88%					
usually effective	3	13%					
sometimes effective	0	0%					
rarely effective	0	0%					
almost never effective	0	0%					
2 Overall rating of the course	4.2	0.78	3.85- 4.50	3.8	3.64 - 3.87	3.8	3.64 - 3.87
one of the best	9	39%					
better than average	9	39%					
about average	5	22%					
worse than average	0	0%					
one of the worst	0	0%					
3 Amount learned	4.2	0.64	3.91- 4.43	3.8	3.69 - 3.90	3.8	3.69 - 3.90
an exceptional amount	7	29%					
more than usual	14	58%					
about as much as usual	3	13%					
less than usual	0	0%					
almost nothing	0	0%					
4 Overall instructor comparison	4.6	0.65	4.32- 4.85	3.7	3.56 - 3.91	3.7	3.56 - 3.91
one of the most effective	16	67%					
more effective than most	6	25%					
about as effective as most	2	8%					
less effective than most	0	0%					
one of the least effective	0	0%					
5 Usefulness of the in-class activities	4.5	0.66	4.23- 4.77	4.1	4.03 - 4.26	4.1	4.03 - 4.26
almost always useful	14	58%					
usually useful	8	33%					
sometimes useful	2	8%					
rarely useful	0	0%					
almost never useful	0	0%					
6 Usefulness of the outside assignments	4.4	0.97	3.98- 4.77	4.0	3.88 - 4.08	4.0	3.88 - 4.08
almost always useful	15	63%					
usually useful	5	21%					
sometimes useful	2	8%					
rarely useful	2	8%					
almost never useful	0	0%					
7 Usefulness of course materials (new question)	4.2	0.93	3.83- 4.59	3.7	3.58 - 3.80	3.7	3.58 - 3.80
almost always useful	11	46%					
usually useful	9	38%					
sometimes useful	2	8%					
rarely useful	2	8%					
almost never useful	0	0%					
8 Students treated with respect	4.9	0.34	4.74- 5.00	4.6	4.60 - 4.70	4.6	4.60 - 4.70
strongly agree	21	88%					
agree	3	13%					
uncertain	0	0%					
disagree	0	0%					
strongly disagree	0	0%					
9 Difficulty level of the course (new order)	3.1	0.68	2.85- 3.40	3.5	3.39 - 3.58	3.5	3.39 - 3.58
extremely difficult	0	0%					
more difficult than average	7	29%					
about average	13	54%					
easier than average	4	17%					
extremely easy	0	0%					
10 Value of time spent on course	4.3	0.82	4.00- 4.67	4.0	3.95 - 4.12	4.0	3.95 - 4.12
almost all valuable	13	54%					
more than half valuable	6	25%					
about half valuable	5	21%					
less than half valuable	0	0%					
almost none valuable	0	0%					

Graphic Comparison of the Means and Confidence Intervals

