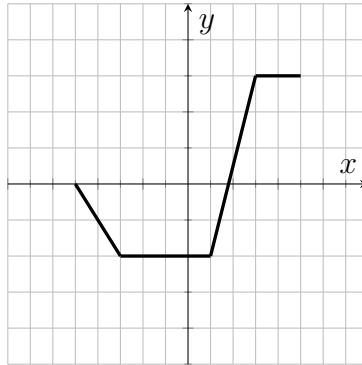


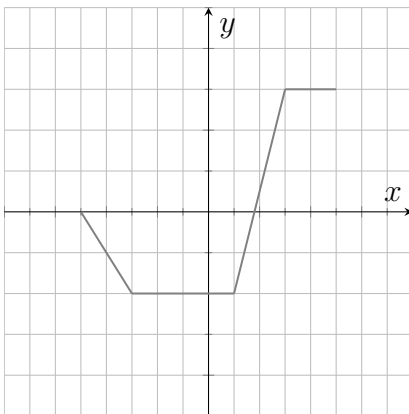
Name _____

Homework 5
Section 1.5

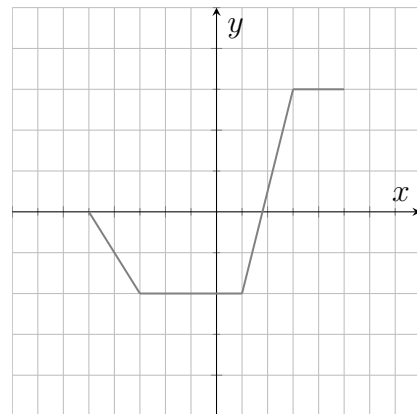
1. (6) Use the graph of $y = f(x)$ given below to sketch the graphs of each of the following.



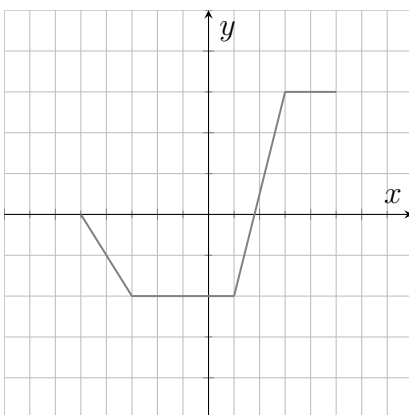
a) $y = f(x + 2)$



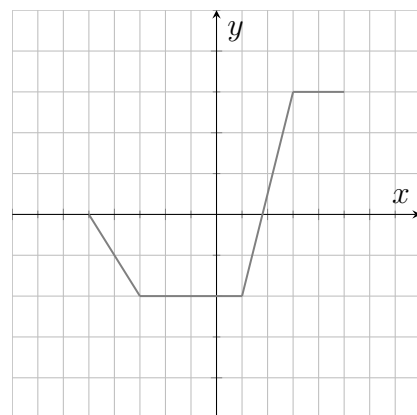
b) $y = f(x) - 2$



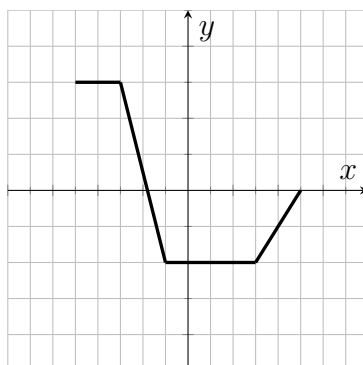
c) $y = f(x - 3) + 2$



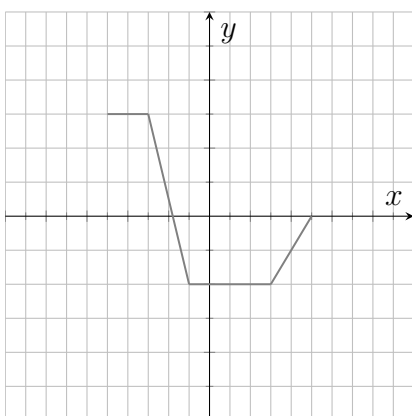
d) $y = -f(x)$



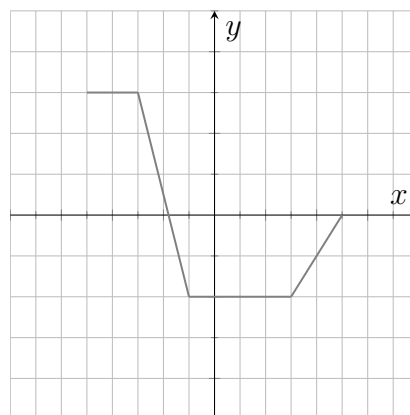
5. (1.5ea) Use the graph of $y = f(x)$ given below to sketch the graphs of each of the following.



a) $y = 2f(x)$



b) $y = f(2x) - 1$



c) $y = \frac{1}{2}f(x) + 2$

